

The Atlas Copco logo is positioned in the top right corner of the image. It consists of the brand name "Atlas Copco" in a white, serif font, centered between two horizontal white bars. The background of the logo is a solid teal color.

Atlas Copco

A technical drawing is overlaid on the bottom left of the image. It is a white line drawing on a teal background, showing a cross-section of a mechanical component. The drawing includes various dimensions and labels such as "1630 T64 Z1", "1350 T64-31", "C-C(1:3)", "Ø72", "Ø78", "Ø70", "10.5", "18.5", "30.5", and "41.8".

Tensor Revo nutrunners

A revolution in high-torque tightening
- Now up to 4000 Nm!

SMARTER, LIGHTER AND FASTER

When choosing assembly tools for high torque joints, the challenge is often to combine high quality tightening with acceptable ergonomics and usability. Some tools provide higher quality but can be large and heavy. Other tools are lighter, but may not live up to quality and durability requirements. Why compromise? Tensor Revo has it all. It's also extremely fast. With the unique, patented T-design and packed with smart features, the new Tensor Revo is a true revolution in high torque tightening.




“It's a pleasure to work with the new Tensor Revo! Compared with our old LTP pistol-grip, the Tensor Revo is very quiet and more comfortable to work with. I can finish the job faster and we only need to use one tool instead of two.”

Mikael Haglund, Volvo Construction Equipment

“I appreciate the new Tensor Revo since it is so fast and light which is important in terms of productivity and ergonomics.”


Dirk D. Walther, Maintenance Engineer, Daimler



Cylinder head assembly.




Wheel assembly.



Cab to body and ROPS.



Chassis and axle assembly.



Counterweight assembly.

Smarter – for highest quality

Error proofing: High accuracy and full rundown control eliminates assembly errors and ensures process stability.

Full traceability: Transducer measured torque ensures a traceable process. Easily combined with data collection software.

Clear feedback: Visual and audio feedback allows operator to correct errors at source.



Lighter – for highest usability

50% lighter and 40% more compact: Improves ergonomics and simplifies access and installation.

Easy positioning: 360° gear swivel on transducerized tool enables easy positioning and access to bolt.

Simpler process: Quick and easy program change directly on tool.

Faster – for highest productivity

Higher speed: 99 rpm at 1,000 Nm. 30% faster compared to Tensor S9.

Less rework: Find and correct problems directly at source to reduce time for rework.

Fewer operations: Replace pneumatic tool and click wrenches with only one Tensor Revo operation.

Read more at www.atlascopco.com/tensorrevo

Technical data

Model with fan	Square drive in	Torque range		Speed r/min	Weight		Length mm	CS distance mm	Spline	Ordering No.
		Nm	ft lb		kg	lb				
ETP ST101-200-20-F	3/4	60 - 200	45 - 145	396	5.2	11.5	303	32.5	3	8433 2302 02
ETP ST101-300-20-F	3/4	90 - 300	66 - 221	293	5.2	11.5	303	32.5	3	8433 2303 02
ETP ST101-500-20-F	3/4	150 - 500	110 - 365	186	5.9	13	334	33.5	4	8433 2305 02
ETP ST101-750-25-F	1	220 - 750	160 - 550	132	6.2	13.7	353	33.5	5	8433 2307 52
ETP ST101-1000-25-F	1	300 - 1000	220 - 735	99	6.4	14.1	364	33.5	5	8433 2310 02
ETP ST101-1500-25-F	1	450 - 1500	332 - 1106	47	8.8	19.4	402	43.5	9	8433 2321 52
ETP ST101-2000-38-F	1 1/2	600 - 2000	442 - 1475	38	11.5	25.4	454	48	7	8433 2322 02
ETP ST101-3000-38-F	1 1/2	900 - 3000	664 - 2212	24	14.8	33	476	59	8	8433 2323 02
ETP ST101-4000-38-F	1 1/2	1200 - 4000	885 - 2950	20	15	33	481	59	8	8433 2324 02

Support handle and tool protective cover are included with tool delivery. Reaction bars are not included with tool. For all models in the table declared noise and vibration emissions according to ISO 15744 and ISO 28927-2 are: sound pressure level <70 dB(A) and vibrations <2.5 m/s².

Accessories

Designation	Ordering No.
Tool accessories	
ST barcode scanner	8433 0615 50
Protective cover for ST scanner	4220 2762 10
Suspension yoke adjustable ST101 200-1000	4220 4075 90
Suspension yoke adjustable (with ST scanner)	4220 4075 91
Swiveling suspension yoke ST101 750-2000	4210 3088 87
Swiveling suspension yoke ST101 3000-4000	4210 3088 81
Tool protective cover (included)	4220 4299 00
Support handle, ST101 200-500 (included)	4220 4001 84
Support handle, ST101 750-4000 (included)	4220 4001 83
Adjustable operator handle with trigger	4220 4522 82
Fan module	4220 4417 90
Quick change socket release kit 3/4"	4210 3476 80
Quick change socket release kit 1"	4210 3524 80
Telescopic front 25mm, ST101 200	4220 4592 90
Telescopic front 40mm, ST101 500	4210 3781 81
Telescopic front 50mm, ST101 750-1000	4210 3788 80
Telescopic front 50mm ST101 1500	4210 3788 81
Quick change nut for reaction bar, spline 5	4210 2725 87
Quick change nut for reaction bar, spline 4	4210 2182 87
Cable protection	4220 2977 90
Error proofing modules	
Stacklight ESL04	8433 0570 13
Operator panel advanced	8433 0565 00
Selector, large sockets	8433 0610 44
ComNode 2 Touch, ATS 10 spindles	8433 2711 11
MaxiDisplay 3 (19")	8435 3070 20

For additional accessories, cable/controller configurations and software, see Atlas Copco Industrial Power Tools catalogue.

Controller hardware & Software

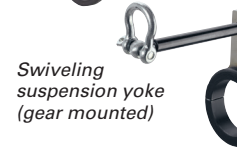
Designation	Ordering No.
Controller hardware	
Power Focus 4000-Graph W10	8433 7100 00
Power Focus 4000-Compact W10	8433 7100 05
Controller software	
RBU-Bronze	8433 0010 10
RBU-Silver	8433 0015 20
RBU-Gold	8433 0020 20
Tools Talk Power Focus W10, 1-user license	8092 1190 01

Tool cables

Designation	Ordering No.
ST cable, 5m	4220 2636 05
ST cable, 10m	4220 2636 10
ST cable, 15m	4220 2636 15



Suspension yoke adjustable (motor mounted)



Swiveling suspension yoke (gear mounted)



Telescopic front



Quick change for reaction bar



MaxiDisplay 3 (19")



Large socket selector



Stacklight

Power Focus 4000 Graph

Cable with protection

Reaction bars (optional)

Tool model	Bar	Square bracket	L-type aluminium bar	Sliding drive, short (CC in mm) drive size	Sliding drive, long (CC in mm) drive size	S type	Ext. sliding drive - spring loaded	
							CC 68 - 112 mm	CC 68 - 112 mm
ETP ST101-200 20-F	4210 2219 80	4210 2219 03	4210 2219 08	4210 4481 93, (70-120) 3/4"	4210 4616 83, (82-218) 1/2"	4210 4480 03	-	-
ETP ST101-300 20-F	4210 2219 80	4210 2219 03	-	4210 4481 93, (70-120) 3/4"	4210 4616 83, (82-218) 1/2"	4210 4480 03	-	-
ETP ST101-200 20-F	-	-	-	-	4210 4616 63, (82-218) 3/4**	-	-	-
ETP ST101-300 20-F	-	-	-	-	4210 4616 63, (82-218) 3/4**	-	-	-
ETP ST101-500 20-F	4210 2183 80	4210 2183 01	4210 2183 08	4210 4481 84, (76-126) 3/4"	4210 4616 84, (82-218) 3/4"	4210 4480 04	-	-
ETP ST101-750 25-F	4210 2726 80	4210 2726 01	-	4210 4481 85, (80-125) 1"	4210 4616 85, (82-218) 1"	4210 4480 05	4210 4498 80	4210 4498 82
ETP ST101-1000 25-F	4210 2726 80	4210 2726 01	-	4210 4481 85, (80-125) 1"	4210 4616 85, (82-218) 1"	4210 4480 05	4210 4498 80	4210 4498 82
ETP ST101-1500-25-F	4210 3899 80	4210 3899 01	-	4210 4481 89, (80-130) 1"	4210 4616 89, (80-280) 1"	4210 4480 09	-	-
ETP ST101-2000-38-F	4210 3899 02	4220 1445 00	-	-	-	4210 4480 07	-	-
ETP ST101-3000-38-F	4210 3899 03	4220 1972 91	-	-	-	4210 4480 08	-	-
ETP ST101-4000-38-F	4210 3899 03	4220 1972 91	-	-	-	4210 4480 08	-	-

*Recommended 3/4" drive for ETP ST 101-300

Atlas Copco AB

(publ) SE-105 23 Stockholm, Sweden

Phone: +46 8 743 80 00

Reg. no: 556014-2720

atlascopco.com

Atlas Copco